

# Varios 350™ COMPACT MULTI-FUNCTION ULTRASONIC SYSTEM




## Compact and Lightweight

The Varios 350 has been developed as a compact, portable piezo ultrasonic system, with the capability to mount to any dental unit. The design is user friendly, simple to operate and is adaptable to a variety of clinical procedures. Available in Optic and Non-Optic models.

## Three Power Modes

At the turn of the dial, any one of 3 power modes can be selected, corresponding to the type of tip being used. The choices are "G" (General), "E" (Endo) and "P" (Perio) modes. The chosen mode can be visually checked via the color coded indicator on the module faceplate. The power dial allows for fine tuning of the system's output. Additionally, by selecting the "P" mode, absolute minimum stable power is activated, enabling the most efficient perio treatment.



Varios Lux Ultrasonic handpieces deliver optic illumination directly to the clinical treatment site.

### E4

Water Cooled Tip,  
14.6 mm Length



### E7

Thin Tip,  
16 mm Length



### E8

Extra Long, Thin Tip,  
26 mm Length



### E9

Water Cooled Tip,  
16 mm Length



### E14D

Water Cooled, Diamond Coated Tip, 14.6 mm Length



### E7D

Thin, Diamond Coated Tip,  
16 mm Length




### E8D

Extra Long, Thin, Diamond Coated Tip, 26 mm Length



### E9D

Water Cooled, Diamond Coated Tip, 16 mm Length



# Varios 750™ MULTI-FUNCTION ULTRASONIC SYSTEM

*The Varios 750 is a single unit system designed to support a broad range of Periodontic, Endodontic, General Scaling, and MI (Minimally Invasive) applications. The Varios 750 control unit features a compact, user-friendly design with a flat operation panel that prevents accumulation of debris and is well suited for a strict, aseptic environment.*

## 3 Specialty Application Modes and 11 Steps of LED Power Display

P, E and G modes indicate Periodontic, Endodontic, and General Scaling power ranges. Each mode offers an 11-step power adjustment, meeting individual clinical requirements.

## Convenient Memory Key

A preferred operation mode (power setting or selected water supply volume) can be stored in the memory simply by pressing the "M" button. Once stored, the memory setting can be easily recalled by pressing the "M" button.

## Variable Irrigation Controls

The Varios 750 incorporates multiple irrigation options, allowing the user to select between sterile water or medicaments from the built-in solution bottle, plumbed water, or no irrigation. These selections are made with a single switch on the front panel and water or solution volumes are controlled via a simple control knob.

## Dual Water Adjustment Knobs

[Top knob]  
Solution volume from the bottle can be adjusted with the range of 13 to 45 milliliters per minute allowing approximately 8 to 25 minutes of use per bottle.

[Bottom knob]  
The water supply from the tap can also be adjusted.

## Aseptic Unit Design

The flat surface panel is especially suited to a strict aseptic environment.

*\*Available in Fiber Optic and Non-Fiber Optic models.*



**Expect the Best. Buy Direct.**

To order call 800.841.4522, fax 888.610.1937,  
in Canada call 800.363.3838, fax 1.866.330.4454.  
Visit our website: [www.brasselerusa.com](http://www.brasselerusa.com).



# Endodontic Handpieces and Ultrasonic Systems



# EndoSequence™ Cordless Endodontic Micromotor



The Brasseler USA EndoSequence cordless handpiece is the ideal handpiece for convenient, ergonomic use of rotary files. This popular unit offers maximum flexibility, precision and control.



**Ultra Push Chuck**  
For fast and easy file exchange. Miniature head for excellent visibility of the work field.

**ON / OFF Switch**

**Rechargeable Batteries**  
Deliver up to one (1) hour of continuous operation.

**Maximum Comfort and Ergonomics**  
Compact, lightweight and comfortable adaptability for all hand sizes.

## Power and Versatility

Nine (9) speed options (200-1,000 rpm) deliver outstanding power. EndoSequence's unique 10:1 reduction head gives you enough speed for re-treatments.

## Torque Control and Auto Reverse

The simple press of a button activates the enhanced five (5) level torque control and auto reverse functions...ideal for today's NiTi rotary files.

## Rheostat Free

Provides unrestricted, ergonomic movement.

## Outstanding "Feel" and Control

The EndoSequence handpiece weighs only four (4) ounces. Clinician control and "feel" are transferred right to your forefingers. And because it's cordless, balance and user comfort are maximized.

## Simple, Convenient Controls

All control switches are located on the handpiece body and provide the Clinician with immediate and precise control of all micromotor functions.



Indicator light for reverse direction

Reverse direction button

Battery indicator light

Button to activate or deactivate the fine Torque Control system

Indicator light to signal fine Torque Control is active or inactive

Selected speed indicator panel for 9 speed settings

Torque Control setting indicator light for 5 Torque Control levels

Speed / Torque setting & Power ON / OFF button

# ENDO-MATE DT™ Endodontic Micromotor

The EndoMate DT provides the most versatile platform for rotary endodontics, complimenting all brands of files. The lightweight, portable system is ideal for all clinicians.



**FWD / REV**  
Indicates current file motion.

**Rotation Speed**  
Displays current rotational speed.

**Auto Reverse Mode**  
Indicates selected mode.

**Torque Level**  
Indicates selected power option.

**Audible Alert Setting**

**Gear Ratio**  
Indicates gear ratio of selected head (20:1 standard).

**Battery Life Indicator**

**Program Selection**  
Indicates active program.

**FWD / REV Key**

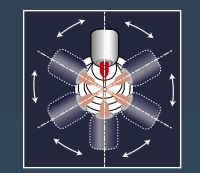
**Speed Setting Key**  
For precise file speed.

**Auto Reverse Setting Key**  
Selects from three (3) reverse modes.

**Torque Setting Key**  
For flexible power options.

**Program Setting Key**  
Stores up to nine (9) preferred settings for automatic recall.


**Six (6) Adjustable Head Locations**  
Depending on the operating location, any of six (6) head positions can be selected. Convenient, quick and comfortable for the operator's hand.



**Miniature Head with Ultra Push Chuck**  
Fast, convenient exchange of files during operation. The small head size allows excellent visibility of the operational site.

**Dual Function ON / OFF Switch**  
"Press and Release" or "Press and Hold"

**Maximum Comfort and Ergonomics**  
Slim, lightweight (approximately three (3) ounces) micromotor minimizes hand fatigue, especially during extended procedures.



# PAL™ Precision Apex Locator

The PAL Precision Apex Locator introduces a new generation of technology in endodontic measurements. Using advanced, multi-frequency software, the PAL filters irrelevant signals that can appear in curved canals and provides accurate measurements in all conditions.

**"Zone of Precision"**  
Displays the position of the file tip from .5 mm to .0 mm away from the apical constriction.



**Bar and Number Display**  
Indicates the present position of the end of the file.

**Dental Mark**  
This display indicates that the file is at a depth within the "Zone of Precision".

This display flashes as a warning that the file has reached a canal depth past the apical constriction.

**Audible Warning System**  
Audible signal informs clinicians about the progress of the file in the canal.

**Battery Level Indicator**  
New manganese dry batteries can operate continuously for approximately 40 hours.



## Advanced Digital Technology

PAL uses multi-frequency software technology which filters irrelevant signals that can appear in curved canals.

## Automatic Calibration

PAL automatically selects the best possible frequency to meet your patient's canal condition.

## Dependable Measurements

PAL accurately measures the length of canals in all conditions, dry, wet, and where blood is present.

## Large Display

The large, high contrast LCD screen and user friendly graphics provide immediate, precise monitoring of the apical distance.

## Lightweight and Compact Design

Provides unrestricted mobility to work in all areas.

## Auto Power Shut Off

The power of the unit automatically turns off when not in use for 10 minutes.